



RealFyre

PREMIUM GAS LOG SETS
Vented Collection





The Magic Hour...

It's that special time of the day, during the chill of the season, when family and friends gather around the comfort of the fireplace and your home is aglow with life. Because there's nothing like a real fire, with beautiful Real-Fyre gas logs that is—the cleanest, most economical, most convenient alternative to burning real wood. In fact, by burning Real-Fyre Gas Logs instead of wood, you become a friend to the environment by dramatically reducing pollutants into the air. Indeed, this is real life and Real-Fyre has been a glowing part of it for so many families—warming our homes and highlighting the real times of our lives for over 60 years now. Experience Real-Fyre and...

Experience What's Real.

Real Fyre Gas Logs are accepted by national and local building codes and authorities, and are available with one or more of the following listings or certifications: CSA, RADCO, OMNI, ICC

Proud members of Hearth, Patio and Barbecue Association (HPBA), National Propane Gas Association (NPGA), and National Fireplace Institute (NFI) Advocate.





Experience the Vented Collection from Real-Fyre and experience the splendor and warmth of a wood fire without depleting our forests or polluting our environment by burning natural wood. Available in more than 40 authentic styles, every Real-Fyre gas log is painstakingly handcrafted and hand-painted to create the most realistic log set ever manufactured—from its active natural flames down to its glowing bed of lifelike embers.

To ensure the durability of Real-Fyre gas logs, reinforced steel rods are carefully inserted into each, while fine detailing in the log-making process guarantees less chipping and breaking for the longest lasting log. The result is a log set that will not only enhance the beauty of your hearth, but your experiences around the fireplace for years to come.





PREMIUM VENTED GAS LOGS





Like an artist who can bring the beauty of nature to life, Real-Fyre artisans work from real wood samples to meticulously recreate the intricate bark detail and natural coloration of deeply charred wood. The burned-thru centers of the resulting log sets—from the Charred American Oak to the new Charred Majestic Oak—reveal the brilliance and fiery heart of a robust, long-burning fire. Experience the Charred Series from Real-Fyre and experience what's become the acknowledged pinnacle of realistic log sets.

Charred Majestic Oak (CHMJ)

Sizes: 24"- 36"





Charred American Oak (CHAO)

Sizes: 18"- 30"




Charred Oak (CHD)

Sizes: 16"- 30"



Pioneer Oak (PN)

Sizes: 24"- 36"



Charred Rugged Split Oak (CHRRSO)

Sizes: 18"- 30"



Charred Cedar (CHCR)

Sizes: 18"- 30"



Charred Split Oak (CHS)

Sizes: 18"- 36"



VENTED COLLECTION

CHARRED SERIES



Charred Forest Oak (CHF)

Sizes: 18"- 30"



Charred Northern Oak (CHN)

Sizes: 18"- 30"



Charred Red Oak (CHRED)

Sizes: 18"- 30"



Burnt Rustic Oak (HCHR)

Sizes: 16"- 30"



Burnt Split Oak (HCHS)

Sizes: 18"- 30"



Burnt Heritage Oak (CHH)

Sizes: 18"- 30"





Noble Oak (NO)

Sizes: 18" - 30"



Charred Royal Oak (CHB)


Sizes: 18" - 42"



Whether choosing from the ever-popular Woodstack or the distinctive White Birch, these hand-painted originals—modeled from real log samples—will not only add a touch of elegance to your home, but a memorable touch to every experience around the hearth. Indeed, there's nothing like Real-Fyre and there's no other gas log like the Designer Series—from the convincing detail of their knot holes to their highlighted ends—to capture the realism, texture and subtle nuance of nature's handiwork. Experience the Designer Series from Real-Fyre and experience what's worth remembering.

Split Oak Designer Plus (SDP)

Sizes: 18" - 36"





American Oak (AO)

Sizes: 18" - 30"



Ripped Split Oak (HS)

Sizes: 18" - 30"



Ripped Split Oak Designer Plus (HSDP)

Sizes: 18" - 36"



Woodstack (WS)

Sizes: 18" - 30"



Red Oak (RED)

Sizes: 18" - 30"



Rustic Oak Designer (HRD)

Sizes: 16" - 42"





Rugged Split Oak (RRSO)

Sizes: 18" - 30"



Royal English Designer Oak (BD)

Sizes: 18" - 42"



Split Oak (s)

Sizes: 18" - 30"



White Birch (w)

Sizes: 18" - 30"



Western Campfire (wcf)

Sizes: 18" - 30"



Forest Oak (FO)

Sizes: 18" - 30"





Cedar (CR)

Sizes: 18" - 30"



Woodland Oak (WO)

Sizes: 18" - 30"



Golden Oak Designer Plus (RDP)

Sizes: 12" - 60"



Coal Grate (V)


Sizes: 18" - 30"

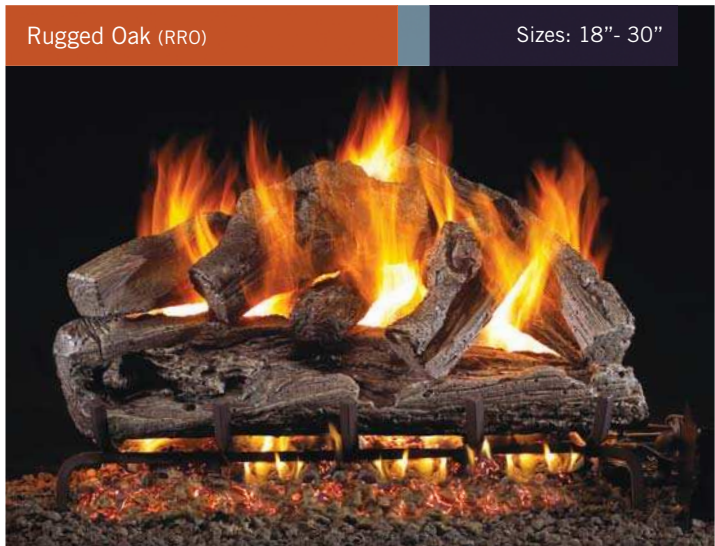


Since originating the gas log set some 60 years ago, Real-Fyre has grown to offer the broadest selection of log sets to enhance the home, and the most innovative technologies to safeguard the environment. And yet, through it all, the Classic Series has withstood the test of time—traditional favorites, like Golden Oak, which will always be in style. Experience the Classic Series from Real-Fyre and experience what's new again.

Golden Oak (R)

Sizes: 12" - 42"







For those more intimate gatherings around a smaller hearth, Real-Fyre offers the Small Sets Series. Ideal for smaller wood-burning fireplaces or where a reduced size and gas usage is desirable, these carefully crafted log sets are nevertheless anything but small when it comes to the real warmth and rich ambience they will bring into your home. Experience the Small Sets Series from Real-Fyre and experience what's big for this season.

Charred Oak (CHD)

Sizes: 16" - 19"





Golden Oak Designer Plus (RDP)

Sizes: 12"- 19"




Golden Oak (R)

Sizes: 12"- 19"



Rustic Oak Designer (HRD)

Size: 16"




Rustic Oak (HR)

Size: 16"



Burnt Rustic Oak (HCHR)

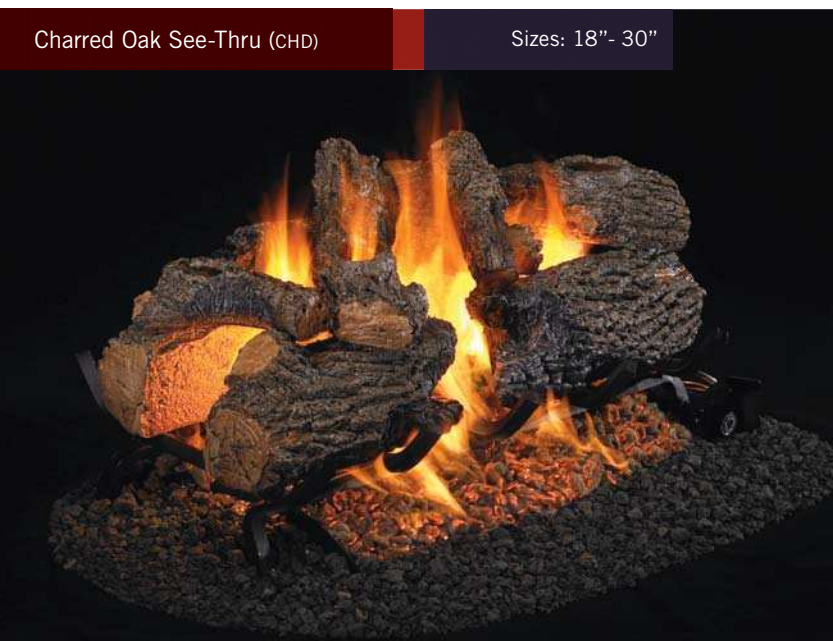
Sizes: 16"



Unique in their design and purpose, the specialty sets are crafted to meet the needs of specific fireplace types. Now, whatever the experience you hope to spark, Real-Fyre can make it a reality. Experience a Specialty Set from Real-Fyre and experience what's special.

Charred Oak See-Thru (CHD)

Sizes: 18" - 30"



SEE-THRU SETS

See-thru sets are designed for fireplaces that are dual-sided.

| | | |
|-----------------|----------|---------------------------|
| Sets Available: | CHD-2 | Charred Oak (Shown) |
| | CHRRSO-2 | Charred Rugged Split Oak |
| | CHAO-2 | Charred American Oak |
| | CHB-2 | Charred Royal English Oak |
| | RDP-2 | Golden Oak Designer Plus |
| | AO-2 | American Oak |
| | SDP-2 | Split Oak Designer Plus |
| | RRSO-2 | Rugged Split Oak |
| | R-2 | Golden Oak |



G4-2-24
(SHOWN WITH OPTIONAL SPK 26)

Sierra Pine (SRFPB55)

Sizes: 24"-30"



FLAT PAN SET

Featuring the FPB (Flat Pan Burner), the Sierra Pine is an innovative addition to the Real-Fyre family. This burner system creates a well distributed flame pattern from front to back using less gas. Convincingly simulates a real wood fire in the process. Also available with the Charred Sierra Pine log style.



FPB55-24

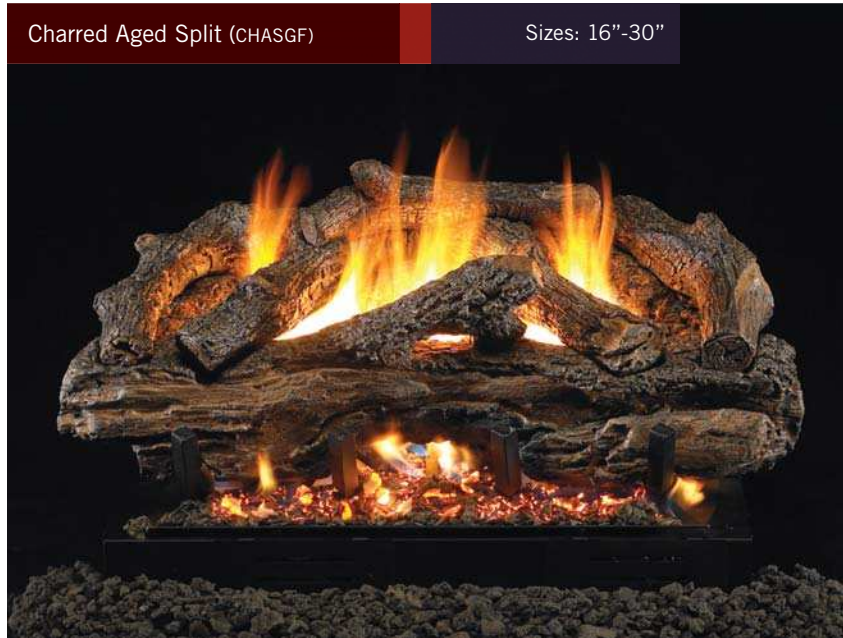
GF SERIES

This set is specifically made to allow closed glass doors when the log set is operating. With hidden controls, this unique burner system is equipped with a heat sensor that shuts down the burner when overheating occurs.

Sets Available: CHFRGF Charred Frontier Oak
 CHASGF Charred Aged Split (Shown)
 CHTGF Charred Trail Oak



GF-24-11



Charred Aged Split (CHASGF)


Sizes: 16"-30"

EPIC SERIES

The Mammoth Pine set is Real-Fyre's largest set available. Originally designed with commercial locations (hotels and lodges) in mind, this set also makes a gorgeous addition to larger residential fireplaces. Also available for see-thru fireplaces.



EC-60-10



Mammoth Pine (MPEC)


Sizes: 24" - 60"




Sometimes the experience calls for something different, which is why we developed our Contemporary Alternatives Series—glass, stone and geo-shape options that add a dramatic flare to even the most modern setting. Consider our glass option, available in five distinctive colors, our multiple Geo-Shapes, designed to add dimension to any hearth, or our River Rock option, made from the same heat-resistant materials as our ceramic logs—all for one very cool fire. Experience the Alternatives Series from Real-Fyre and experience what's different.


Assorted River Rocks

STN





When selecting desired shapes, choose from three available colors: Terracotta, Ivory, and Slate





GLOWING EMBER BURNER SYSTEMS

(G4 & GX4)*

With dancing flames and a glowing ember bed, the G4 & GX4 are compatible with most Real-Fyre Log Styles and controls. The GX4 features a heavy-duty grate. Stainless steel burners are also available. RGA-72 Certified for Natural and Propane gas. Burners for see-thru, peninsula and island fireplaces are also available.



TRIPLE T BURNER SYSTEMS

(G45 & GX45)*

This specialized burner system accentuates the front flame and embers of the log set and is compatible with most Real-Fyre log styles and controls. The G45 & GX45 systems are RGA-72 certified (GX45 includes a heavy-duty grate). ANSI standard certified systems, with controls pre-assembled at the factory, are available, as well as burner systems for see-thru, peninsula and island fireplaces. For Natural or Propane gas.



PAN BURNER SYSTEMS (P & PB)*

With Unique burner design for Real-Fyre Gas Logs (P Series) or Contemporary Alternatives Options (PB Series), these burner systems allow flames to erupt over the entire pan. Ideal also for see-thru, peninsula or island fireplaces. Available for Natural or Propane gas.

*Burners shown with optional control system.



ADVANCED GLOWING EMBER BURNER SYSTEMS (G46)*

This patented system features hidden installed controls, piezo ignition and lively flames and embers with less BTUs (fuel consumption). ANSI Standard Certified for Natural or Propane gas. Compatible with most Real-Fyre Log styles.



RRs REMOTE SYSTEMS

(RR-1A) Standard remote "On/Off" Control
(RR-2A) Remote "On/Off" Control, Thermostatic Control, Room Temperature.

| BURNER SYSTEM | AVAILABLE SIZE | | | | | | | | | | |
|-------------------------------------|----------------|-----|-----|-----|-----|-----|-----|-----|-----|-----|-----|
| | 12" | 16" | 18" | 19" | 20" | 24" | 30" | 36" | 42" | 48" | 60" |
| G4 | • | • | • | • | • | • | • | • | • | • | • |
| G4 SEE-THRU | • | • | • | • | • | • | • | • | • | • | • |
| G4 STAINLESS STEEL | | | • | | • | • | • | | | | |
| G45 | | • | • | • | • | • | • | • | • | • | • |
| G45 SEE-THRU | | • | • | • | • | • | • | • | • | • | • |
| G45 WITH ASSEMBLED VALVE** | | • | • | • | • | • | • | • | | | |
| G45 SEE-THRU WITH ASSEMBLED VALVE** | | | • | • | • | • | • | | | | |
| G46** | | | • | | • | • | • | | | | |
| EC** | | | | | | • | • | • | | • | • |
| EC SEE-THRU** | | | | | | • | • | • | | • | • |
| P/PB | | • | • | | • | • | • | • | • | | |
| GF** | | • | • | | | • | • | | | | |
| FPB** | | | | | | • | • | | | | |

** Listed burners for certain geographical areas include assembled valve. See your dealer if these burners are required for your area.



VRs REMOTE SYSTEMS

(VR-1A) Standard Remote Flame Height Control
(VR-2A) Remote Flame Height Control, Thermostatic Control, Room Temperature.

| REMOTE SYSTEM | COMPATIBLE VALVES | | | | |
|---------------|-------------------|--------|--------|--------|--------|
| | EPK | APK-10 | APK-11 | APK-15 | APK-17 |
| RR-1A | • | • | • | | |
| VR-1A | | | | • | • |
| RR-2A | • | • | • | | |
| VR-2A | | | | • | • |



SPK-26
Low profile system. Manual valve control. Heat shield included.



SPK-20
Manual knob control safety pilot kit.



APK-11
Automatic remote lighting safety pilot system. Operated by on/off switch and/or remote control. Heat shield included.



EPK-1 WITH PINE CONE
Automatic remote pilot lighting system. Features flame sensing pilot activation and no standing pilot. Remote control or manual option.



APK-17
Low profile valve system that maximizes flame presentation and allows adjustment of flame height with remote control.



APK-15
Allows adjustment of flame height and heat output with a remote control. Decorative wood chunk and heat shield included.



EPK-1M-AD
Electronic, non-standing pilot system designed to be installed outside the firebox.

BURNER / VALVE COMPATIBILITY CHART

| CONTROL MODEL | BURNER SIZE | | |
|----------------------|----------------------|--------------------|------------------|
| | G4 & G45 STANDARD | G45 -2 SEE-THRU | G4-2 SEE-THRU |
| SPK-20 / SPK-26 | 12"-60" | 18"-30" | 12"-60" |
| SPK-20P / SPK-26P | 12"-60" | 18"-30" | 12"-60" |
| APK-10 / APK-10P | 12"-60" | 18"-30" | 12"-60" |
| APK-11 | 12"-30" | 18" | 12"-16" |
| APK-11P | 12"-60" | 18"-30" | 12"-30" |
| APK-15 | 12"-30" | 18"-30" | 12"-16" |
| APK-15P | 12"-60" | 18"-30" | 12"-30" |
| APK-17 | 12"-36" | 18"-30" | 12"-18" |
| APK-17P | 12"-60" | 18"-30" | 12"-60" |
| EPK-1 | 12"-30" | 18"-30" | 12"-16" |
| EPK-1P | 12"-60" | 18"-30" | 12"-30" |



A photograph of an elderly woman with short, wavy grey hair, wearing a thick, textured brown wool coat. She is sitting in a grassy field, smiling warmly as she looks down at something in her hands. The background is a soft-focus landscape of trees and a clear sky. In the upper left corner, there are some thin, dark branches with a few yellowing leaves. A bright yellow banner with a thin orange vertical stripe on the left side is positioned across the middle of the image, containing the text "PREMIUM ACCESSORIES" in a black, serif font.

PREMIUM ACCESSORIES



To complete and customize your vented gas log set, we offer the following accessory options to enhance your Real-Fyre experience.

FBS FIREBACK

Complements gas log sets by reflecting flames and radiating heat. Available for 18", 24" and 30" sets.



PC-4 PINE CONES



AC-6 ACORNS



WOODCHIPS:
WCH-6 CHARRED
WC-6 DESIGNER



PCW-4 WILDERNESS PINE CONES



DP-2 DECOR PACK



WCRD-1 WOODCHIP RING



DP-5 DECOR PACK
FEATURING BRYTE COALS



DP-7 DECOR PACK
FEATURING BRYTE COALS



BR-17 17" OAK BRANCH



SS-BONUS SPLIT LOGS



BR-4 9" OAK BRANCHES



BRD-4 9" DESIGNER OAK BRANCHES



SD-BONUS DESIGNER LOGS



WCDC-1 WOOD CHUNK DECOR COVER
Hides remote receiver or crackler.



PCDC-1 PINE CONE DECOR COVER
Hides remote receiver or crackler.



GL-1 GLOWING EMBER ADHESIVE



EM-1 EMBERS



LF-10 & LFC-10
LAVA GRANULES & COALS



LOG LIGHTERS
LG-1 Rigid Single Gas log lighter. LL-1 Gasaver Single Gas log lighter. LC-1 14" Cast Iron log lighter.



FF-04 FENDER (18", 24", 30")




CC-1 CRACKLER
Replicates the sounds of a wood burning fire.

REAL-FYRE VENTED GAS LOG SETS LIMITED WARRANTY HIGHLIGHTS

ALL PETERSON VENTED CERAMIC REFRACTORY GAS LOGS ARE WARRANTED FOR AS LONG AS YOU OWN THEM (LIFETIME). ALL PETERSON VENTED BURNERS ARE WARRANTED FOR TEN (10) YEARS. SPK-26 CONTROLS ARE COVERED BY A THREE (3) YEAR "ALL PARTS" WARRANTY. ALL PETERSON VALVES, PILOTS AND CONTROLS ARE COVERED BY A ONE (1) YEAR LIMITED WARRANTY (EXCLUDING BATTERIES).



RH  PETERSON co.
14724 PROCTOR AVE. CITY OF INDUSTRY, CA 91746

WWW.RHPETERSON.COM

CRAFTED WITH PRIDE  IN THE USA

